

In Situ Temperature Measurement Test Report

For

Antec Lighting Inc

(Brand Name: )

Uniy C, 3979 E Guasti Road, Ontario, CA 91761

Outdoor Pole/Arm-Mounted Area and Roadway Luminaires

Model name(s): AOK-180WoT-NV-L5-XX-XX70-T402-P

Remark: The first "XX" can be "00" for without sensor or "SN" for with sensor function or "PH" for Plug-In photocontrol, The last "XX" represents different CCT as below: 30=3000K,35=3500K,40=4000K,45=4500K,50=5000K,57=5700K.

Representative (Tested) Model: AOK-180WoT-NV-L5-00-3070-T402-P

Model Different: All construction and rating are the same, except CCT

Test & Report By:

Bill Luo

Engineer: Bill Luo

Date: Feb.26,2018

Review By:

Univ Xie

Manager: Univ Xie

Note: 1.The results contained in this report pertain only to the tested samples.

2.This report does not imply product certification, approval, or endorsement by NVLAP, NIST, or any agency of the Federal Government.

Laboratory: Standard-Tech Co. Ltd Testing Center

NVLAP CODE: 201011-0

Report Format Number STD/QR4918-A/0

Address: Standard-Tech Building, No.6 Guanhong Road,Guangzhou Science City, Guangzhou 510663, China

Tel: 8620-3229 0320

Fax: 8620-32290422

<http://www.standard-tech.com>

Table of Contents


1 General	3
1.1 Product Information	3
1.2 Standards or methods	4
1.3 Equipment list	4
2 Test conducted and method	4
2.1 Ambient Condition	4
2.2 Temperature Stabilization	4
2.3 Thermocouples	5
2.4 Thermocouples contact	5
3 Test Results	6
3.1 Test Data:	6
3.2 Test Photo:	6
3.3 Test Data of LED Driver:	9
3.4 Test Photo:	9

1 General

1.1 Product Information

Brand Name	AOK
Model Number	AOK-180W0T-NV-L5-XX-XX70-T402-P
Luminaire Type	Outdoor Pole/Arm-Mounted Area and Roadway Luminaires
Nominal Power	180W
Rated Initial Lamp Lumen	--
Declared CCT	3000K
LED Manufacturer	Lumileds
LED Model	L150-3070502400000, L150-5770502400000
Sample Receipt Date	Dec.08,2017
Sample Number	GZE1711117-H1

Photo



1.2 Standards or methods

The following standards are partly or totally used or referenced for test:

No.	Name
ANSI/UL 1598:2008	Luminaires

1.3 Equipment list

Equipment ID	Equipment Name	Last Calibration Date	Next Calibration Date
ST-R-049	Power Meter	2017-07-01	2018-06-30
ST-R-401	Temperature Tester	2018-01-29	2019-01-28

2 Test conducted and method

2.1 Ambient Condition

Test was conducted in an ambient temperature of $25 \pm 5^\circ\text{C}$. Ambient temperature variations above or below 25°C was subtracted from or added to temperatures recorded at points on the luminaire.

The ambient temperature was measured by a thermocouple which was immersed in 15ml of mineral oil in a glass container.

2.2 Temperature Stabilization

Temperatures were measured after they have stabilized when the test has been running for a minimum of 7.5 hours, or the test has been running for a minimum of 3 hours and three successive reading taken at 15 minutes intervals are with 1°C of another and are not rising.

2.3 Thermocouples

Type J thermocouple was used for temperature measurement. The thermocouple was 0.05mm²(30AWG), and complied with the requirements specified in ASTM MNL 12 and limits of error specified in NIST ITS 90 and ISA MC96.1.

2.4 Thermocouples contact

Thermocouples were in contact with the TMP LED location described in LM-80 test report. In order to gain the maximum temperature, if appropriate, more than one thermocouple were contact in these locations. For details information, please refer to clause 3.3 for the photo of thermocouple contact.

3 Test Results

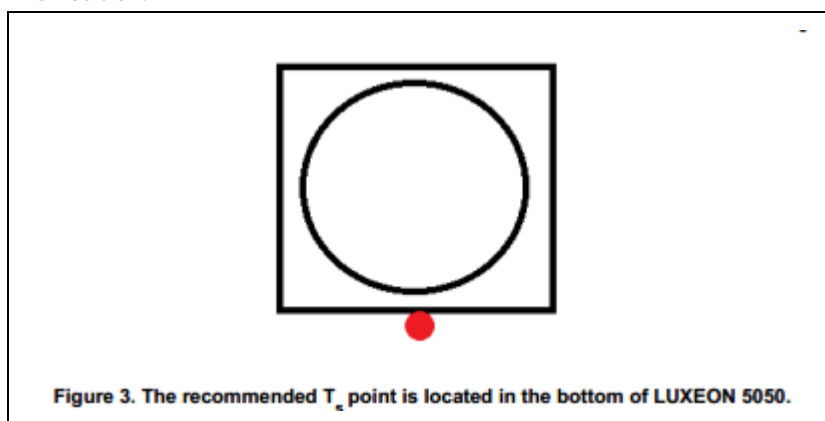
Test date	2018-02-07	Test Ambient	25.1 °C
Sample No.		LED Package Model	
GZE1711117-H1		LUXEON 5050	
LED driver of Each Lamp	Output voltage V	Measured LED working current (Max.) mA	
1	45.9	44.1	

3.1 Test Data:


Input Vol.	120.0V	Input Current	1.5474A	Input Wattage	185.3W	Temperature stabilization time:	500 min	
No.	Temperature (°C)		No.	Temperature (°C)		No.	Temperature (°C)	
	Measured	Corrected at 25°C		Measured	Corrected at 25°C		Measured	Corrected at 25°C
1	52.6	52.5	3	51.8	51.7	5	51.5	51.4
2	52.2	52.1	4	51.0	50.9	6	50.7	50.6
The highest in-situ measured temperature LED is 52.5°C								

3.2 Test Photo:

Ts Position:



Thermocouple Location on Temperature Measurement Point (TMP):



Laboratory: Standard-Tech Co. Ltd Testing Center
NVLAP CODE: 201011-0

Report Format Number STD/QR4918-A/0

Address: Standard-Tech Building, No.6 Guanhong Road, Guangzhou Science City, Guangzhou 510663, China

Tel: 8620-3229 0320 Fax: 8620-32290422 <http://www.standard-tech.com>

Results

Time (t) at which to estimate lumen maintenance (hours):	50,000
Lumen maintenance at time (t) (%):	89.22%
Reported L70 (hours):	>36000

Results

Time (t) at which to estimate lumen maintenance (hours):	36,000
Lumen maintenance at time (t) (%):	92.20%
Reported L90 (hours):	>36000

3.3 Test Data of LED Driver:

Input Vol.	120.0V	Input Current	1.5474A	Input Wattage	185.3W	Temperature stabilization time:	500 min
No	Measured TC Temperature (°C)			Temperature Limited of Life \geq 50000 hours			
	Measured	Corrected at 25°C					
1	54.0	53.9		70			

3.4 Test Photo:

Thermocouple Location on Temperature Measurement Point (TMP):

Lifetime	-	85,000 Hours	-	Measured at 220Vac input, 80%Load and 70°C case temperature; See lifetime vs. Tc curve for the details
----------	---	--------------	---	--

***** END OF THE TEST REPORT*****

Laboratory: Standard-Tech Co. Ltd Testing Center
NVLAP CODE: 201011-0

Report Format Number STD/QR4918-A/0

Address: Standard-Tech Building, No.6 Guanhong Road, Guangzhou Science City, Guangzhou 510663, China

Tel: 8620-3229 0320 Fax: 8620-32290422 <http://www.standard-tech.com>